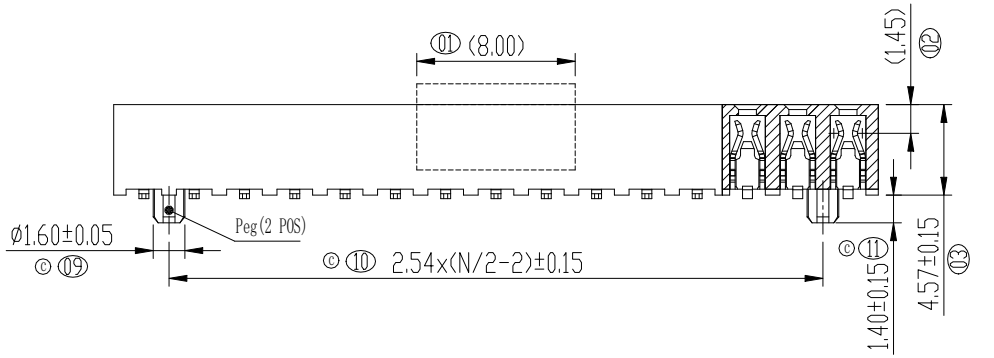

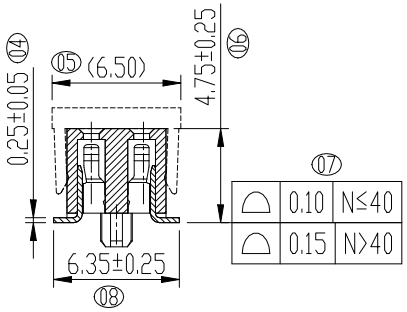

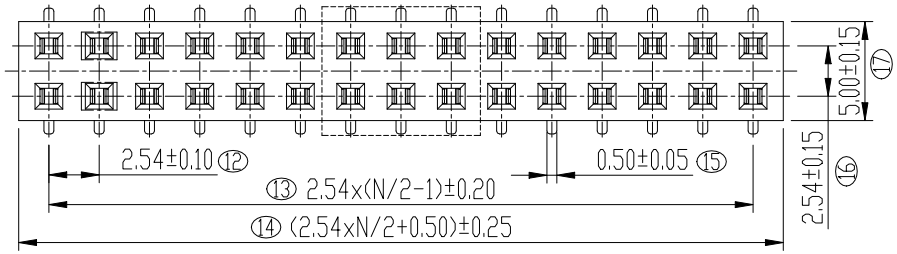

N= Number of contacts

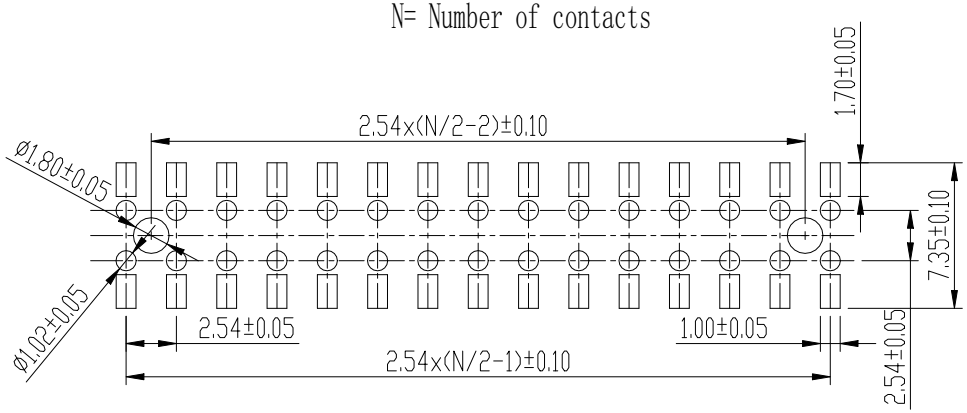

Recommended PCB LAYOUT

Performance characteristics:

1. Main body part material
   Insulator: LCP black UL94V-0
   Contact terminal: Phosphor bronze, Ni 1.27μm under plated,
   Outer plating see patr number rule.
2. Electrical requirements:
   Current rating: 3 A
   Contact resistance: ≤20 mΩ
   Insulation resistance: ≥5000 MΩ
   Withstanding voltage: 500 Vr.m.s, 1mA, 60s
3. Mechanical requirements
   Insertion force: ≤3N/pin
   Extraction force: ≥0.2N/pin
   Retention force: ≥7N/pin
4. Environment specification
   Working temperature: -55℃～+125℃
   Humidity: ≤93% at 40℃
   Resistance to soldering heat: 260℃±5℃, 30s(SMT)
5. Packing & storing
   Method of packing: Tape & Reel, outer box
   Storing condition: temperature of -10℃～+40℃
   below 80% relative humidity
6. Style of installation: SMT
7. To prevent the pollution of the environment product info
   RoHS agreement: In line with the european union RoHS.

1268 - XX 2 - 2 X - X

Series code

Terminal number	
ⓐ	06,08,10,12,14,20,22
ⓑ	26,30,32,34,40,50,60

Spec code	
Code	Definition
2	SMT Type

	Code	Definition
	2	Double row Spring form
ⓒ	7	Double row Spring form with peg

Plating code		
Code	Definition	
	Contact area	Tail
ⓑ 2	Au 0.25μm	gold flash
5	gold flash	Sn
6	Au 0.25μm	Sn
7	Au 0.38μm	Sn
8	Au 0.76μm	Sn
X	Customized	

Insulator material & color	
Code	Definition
3	LCP BLACK UL94V-0

Unless otherwise specified tolerance:

X.	±0.50	X.°	±3°
.X	±0.38	.X°	±2°
.XX	±0.25		

Mark	NO.	File NO.	Signature	Date
ⓒ	4	587049	ZhaoLin	2022.07.27
ⓑ	2	528368	ZhaoLin	2021.07.27
ⓐ	1	520681	James Zhang	2021.06.20

DRAW	ZhaoLin 2013.06.14
CHK	
MAN	
STD	
APP	

2.54mm receptacle double row SMT socket

1268-XX2-2X-X

SL0.1268.102

Projection	Rev.	Weight	Scale
	A3		

All Dimensions in mm | Sheet 1 of 1

SHINNING SHENZHEN SHINNING ELECTRONIC CO.,LTD.